

Sep 20, 2011
--------------

New York State Department  
of Environmental Conservation  
Division of Materials Management  
Pesticide Product Registration

# Eagle® 20EW

Classified for  
"RESTRICTED USE"  
in New York State  
under 6NYCRR Part 326

## Specialty Fungicide

A systemic, protectant and curative fungicide for disease control in established turfgrass, landscape ornamentals, greenhouse and nursery ornamentals, apples, stone fruits and grapes

Group	<b>3</b>	FUNGICIDE
-------	----------	-----------

### Active Ingredient

myclobutanil: a-butyl-a-(chlorophenyl)-1H-1,2,4-triazole-1-propanenitrile ..... 19.7%

Other Ingredients..... 80.3%

Total ..... 100.0%

Contains petroleum distillates

Contains 1.67 lb of active ingredient per gallon

**Keep Out of Reach  
of Children**

## CAUTION

Refer to inside of label booklet for additional precautionary information including Directions for Use.

## Agricultural Use Requirements

Use this product only in accordance with its labeling and with the Worker Protection Standard, 40 CFR Part 170. Refer to the label booklet under "Agricultural Use Requirements" in the Directions for Use section for information about this standard.

**Notice:** Read the entire label. Use only according to label directions. **Before using this product, read Warranty Disclaimer, Inherent Risks of Use, and Limitation of Remedies at end of label booklet. If terms are unacceptable, return at once unopened.**

In case of emergency endangering health or the environment involving this product, call 1-800-992-5994. Agricultural Chemical: Do not ship or store with food, feeds, drugs or clothing.

## Shake Well Before Using

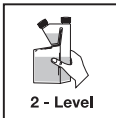
EPA Reg. No. 62719-463

EPA Est. 5905-GA-01  
900-016488 / 00319486

©Trademark of Dow AgroSciences LLC

Produced for  
Dow AgroSciences LLC  
9330 Zionsville Road  
Indianapolis, IN 46268

## Container Use Directions



1. Remove the measuring chamber cap and induction seal. Replace cap and securely tighten. Tip container until liquid fills measuring chamber.
2. Return container to level position. No adjustment is needed.
3. Remove measuring chamber cap and dispense into proper application equipment.

**For multiple dose measuring:** Remove fill chamber cap and dispense according to markings on side of bottle.

---

## Precautionary Statements

---

### Hazards to Humans and Domestic Animals

# CAUTION

### First Aid

**If in eyes:** Hold eye open and rinse slowly and gently with water for 15-20 minutes. Remove contact lenses, if present, after the first 5 minutes, then continue rinsing eye. Call a poison control center or doctor for treatment advice.

**If swallowed:** Immediately call a poison control center or doctor. Do not induce vomiting unless told to do so by a poison control center or doctor. Do not give **any** liquid to the person. Do not give anything by mouth to an unconscious person.

**If on skin or on clothing:** Take off contaminated clothing. Rinse skin immediately with plenty of water for 15-20 minutes. Call a poison control center or doctor for treatment advice.

**Note to Physician:** This product may pose an aspiration pneumonia hazard. Contains petroleum distillates.

## **First Aid (Cont.)**

Have the product container or label with you when calling a poison control center or doctor, or going for treatment. You may also contact 1-800-992-5994 day or night, for emergency treatment information.

### **Causes Moderate Eye Irritation • Harmful If Swallowed Or Absorbed Through Skin**

**Avoid contact with skin, eyes or clothing. Wash thoroughly with soap and water after handling.**

## **Personal Protective Equipment (PPE)**

**WPS Uses: Applicators and other handlers who handle this pesticide for any use covered by the Worker Protection Standard (40 CFR Part 170) must wear:**

- Long-sleeved shirt and long pants
- Chemical-resistant gloves made from barrier laminate
- Shoes plus socks

**Non-WPS Uses: Applicators and other handlers who handle this pesticide for any use NOT covered by the Worker Protection Standard (40 CFR Part 170) must wear:**

- Long-sleeved shirt and long pants
- Shoes plus socks

Follow manufacturer's instructions for cleaning/maintaining PPE. If no such instructions for washables exist, use detergent and hot water. Keep and wash PPE separately from other laundry.

## **User Safety Recommendations**

Users should:

- Wash hands before eating, drinking, chewing gum, using tobacco or using the toilet.
- Remove clothing/PPE immediately if pesticide gets inside. Then wash thoroughly and put on clean clothing.
- Remove PPE immediately after handling this product. Wash the outside of gloves before removing. As soon as possible, wash thoroughly and change into clean clothing.

## **Engineering Controls**

When handlers use closed systems, enclosed cabs or aircraft in a manner that meet the requirements listed in the Worker Protection Standards (WPS) for agricultural pesticides [40 CFR 170.240(d) (4-6)], the handler PPE requirements may be reduced or modified as specified in the WPS.

## **Environmental Hazards**

Do not apply directly to water or to areas where surface water is present, or to intertidal areas below the mean high water mark. Do not contaminate water when disposing of equipment washwaters. Do not apply when weather conditions favor drift or runoff from areas treated.

---

## **Directions for Use**

---

It is a violation of Federal law to use this product in a manner inconsistent with its labeling.

Read all Directions for Use carefully before applying.

Do not apply this product in a way that will contact workers or other persons, either directly or through drift. Only protected handlers may be in the area during application. For any requirements specific to your state or tribe, consult the agency responsible for pesticide regulation.

## **Agricultural Use Requirements**

Use this product only in accordance with its labeling and with the Worker Protection Standard, 40 CFR Part 170. This Standard contains requirements for the protection of agricultural workers on farms, forests, nurseries, and greenhouses, and handlers of agricultural pesticides. It contains requirements for training, decontamination, notification, and emergency assistance. It also contains specific instructions and exceptions pertaining to the statements on this label about personal protective equipment (PPE) and restricted-entry interval. The requirements in this box only apply to uses of this product that are covered by the Worker Protection Standard.

Do not enter or allow worker entry into treated areas during the restricted entry interval (REI) of 24 hours.

## Agricultural Use Requirements (Cont.)

PPE required for early entry to treated areas that is permitted under the Worker Protection Standard and that involves contact with anything that has been treated, such as plants, soil or water, is:

- Coveralls
- Chemical-resistant gloves made from any waterproof material
- Shoes plus socks

## Non-Agricultural Use Requirements

The requirements in this box apply to uses of this product that are NOT within the scope of the Worker Protection Standard for agricultural pesticides (40 CFR Part 170). The WPS applies when this product is used to produce agricultural plants on farms, forests, nurseries or greenhouses.

Keep unprotected persons out of treated area until sprays have dried.

## Storage and Disposal

Do not contaminate water, food or feed by storage or disposal.

**Pesticide Storage:** Store in a cool, dry area above freezing.

**Pesticide Disposal:** Wastes resulting from the use of this product must be disposed of on site or at an approved waste disposal facility.

**Container Handling:** Nonrefillable container. Do not reuse or refill this container.

Triple rinse or pressure rinse container (or equivalent) promptly after emptying. **Triple rinse** as follows: Empty the remaining contents into application equipment or a mix tank and drain for 10 seconds after the flow begins to drip. Fill the container 1/4 full with water and recap. Shake for 10 seconds. Pour rinsate into application equipment or a mix tank or store rinsate for later use or disposal. Drain for 10 seconds after the flow begins to drip. Repeat this procedure two more times. **Pressure rinse** as follows: Empty the remaining contents into application equipment or a mix tank and continue to drain for 10 seconds after the flow begins to drip. Hold container upside down over application equipment or mix tank or collect rinsate for later use or disposal. Insert pressure rinsing nozzle in the side of

## **Storage and Disposal (Cont.)**

the container, and rinse at about 40 psi for at least 30 seconds. Drain for 10 seconds after the flow begins to drip. Then offer for recycling if available or puncture and dispose of in a sanitary landfill, or by incineration, or by other procedures allowed by state and local authorities.

## **General Information**

### **Shake Well Before Using**

Eagle® 20EW specialty fungicide is a systemic, protectant and curative fungicide for the control of the diseases listed on this label in established turfgrass (including residential and commercial lawns, ornamental turfgrass, grounds or lawns around business and office complexes, and golf course fairways, roughs, tee boxes, and greens), landscape ornamentals, greenhouse and nursery ornamentals, and non-commercial tree fruits and vines, specifically apples, stone fruits and grapes. Optimum disease control is achieved when this product is applied in a regularly scheduled preventive program.

## **General Use Precautions**

### **Fungicide Resistance Management**

Eagle 20EW belongs to the sterol demethylation inhibitor (DMI) class of fungicides and is classified as a Group 3 fungicide by EPA. Since certain fungi can develop resistance to this class of products, the use of Eagle 20EW should be part of a resistance management strategy that includes alternation and/or tank mixing with fungicides of different modes of action. After two consecutive applications of Eagle 20EW, another myclobutanil product, or another DMI, rotate to a product that is effective on the target pathogen and has a mode of action different from Eagle 20EW. Apply the alternate products within the intervals specified on the label for Eagle 20EW. Do not apply Eagle 20EW at rates below those specified on the label. If tank mixing, use the full label rate of Eagle 20EW with the full label rates of other products effective on the target pest. Consult your local or state agricultural authorities for resistance management strategies that are appropriate for your disease management program.

The following practices can delay development of fungicide/bactericide resistance:

- Avoid the consecutive use of Eagle 20EW or other target site of action Group 3 fungicides/bactericides that have a similar target site of action on the same pathogens.
- Use tank mixtures or premixes with fungicides/bactericides from different target site of action groups as long as the involved products are all registered for the same use and are both effective at the tank mix or prepack rate on the pathogen(s) of concern.
- Base fungicide/bactericide use on a comprehensive Integrated Pest Management (IPM) program.
- Monitor treated fungal/bacterial populations for loss of field efficacy.
- Contact your local extension specialist, certified crop advisors, and/or manufacturer for fungicide/bactericide resistance management and/or IPM recommendations for specific crops and resistant pathogens.
- For further information or to report suspected resistance, you may contact your local Dow AgroSciences representative or by calling 800-258-3033.

## Mixing Directions

Be sure sprayer is clean and not contaminated with other materials prior to use. Fill the spray tank 1/4 to 1/2 of the total amount of water required for the load. Start agitation and maintain agitation throughout mixing and application. Add the required amount of Eagle 20EW directly into the spray tank. Complete filling the tank. Always add Eagle 20EW to the spray tank before adding other materials.

### Compatibility

Eagle 20EW is compatible with most commonly used fungicides, insecticides, growth regulators, micronutrients and spray adjuvants. When preparing tank mixes, consult spray compatibility charts or State Cooperative Extension Service Specialist prior to use. When an adjuvant is to be used with this product, Dow AgroSciences recommends the use of a Chemical Producers and Distributors Association certified adjuvant.

## Application Directions

Carefully read, understand and follow label use rates and restrictions. For proper application, determine the size of the area to be treated, the specified

label use rate and the gallonage to be applied to the area. Under low disease conditions, minimum label use rates per application can be used. Use maximum label rates and shortened spray schedules for severe or threatening disease conditions. Prepare only the amount of spray solution required to treat the measured area. Careful calibration of spray equipment is recommended prior to use.

### **Ground Application**

Thorough coverage sprays generally result in optimum disease control. Application equipment must be properly calibrated and provide uniform spray coverage.

**Handgun or Pressurized Sprayers:** For best results when applying this product on a protectant schedule, ensure thorough coverage of all plant parts.

### **Chemigation Application**

Eagle 20EW must be applied on a regular protectant fungicide schedule, *not an irrigation schedule*. If irrigation cycles are less frequent than the application intervals for Eagle 20EW, ground or handgun applications must supplement chemigation applications to achieve adequate disease control.

**Directions for Sprinkler Chemigation:** Apply this product only through solid set or hand-move sprinkler irrigation systems. Do not apply this product through any other type of irrigation system.

**Chemigation Equipment Preparation:** The following use directions are to be followed when this product is applied through irrigation systems. Thoroughly clean the chemigation system and tank of any fertilizer or chemical residues, and dispose of the residues according to state and federal laws. Flush the injection system with soap or a cleaning agent and water. Determine the amount of Eagle 20EW needed to cover the desired area. Mix according to instructions in the Mixing Directions section. Continually agitate the mixture during mixing and application.

**Chemigation Equipment Calibration:** In order to calibrate the irrigation system and injector to apply the mixture containing Eagle 20EW, determine the following: 1) Determine area covered by sprinkler; 2) Fill injector solution tank with water and adjust flow rate to use the contents over a 10- to 30-minute interval; (3) Determine the amount of Eagle 20EW required for treatment area; 4) Add the required amount of Eagle 20EW into the same quantity of water used to calibrate the injection equipment. Maintain constant solution tank



agitation during the injection period. Operate system at normal pressures specified by the manufacturer of the injection equipment and used for the time interval established during calibration. Inject Eagle 20EW at the end of an irrigation cycle or as a separate application to maximize foliar absorption and retention. Stop injection equipment after treatment is completed. Continue to operate the system until the solution with Eagle 20EW has cleared the last sprinkler head.

### **Chemigation Equipment Requirements:**

- The system must contain an air gap, an approved backflow prevention device, a functional check valve, vacuum relief valve (including inspection port), and low-pressure drain appropriately located on the irrigation pipeline to prevent water source contamination from back flow. Refer to the American Society of Agricultural Engineer's Engineering Practice 409 for more information or state specific regulations.
- The pesticide injection pipeline must contain a functional, automatic, quick-closing check valve to prevent the flow of fluid back toward the injection pump.
- The pesticide injection pipeline must also contain a functional, normally closed, solenoid-operated valve located on the intake side of the injection pump and connected to the system interlock to prevent fluid from being withdrawn from the supply tank when the irrigation system is either automatically or manually shut down.
- The system must contain functional interlocking controls to automatically shut off the pesticide injection pump when the water pump motor stops.
- Systems must use a metering pump, such as a positive displacement injection pump (e.g., diaphragm pump) effectively designed and constructed of materials that are compatible with pesticides and capable of being fitted with a system interlock.
- To insure uniform mixing of the fungicide in the water line, inject the mixture in the center of the pipe diameter or just ahead of an elbow or tee in the irrigation line so that the turbulence created at those points will assist in mixing. The injection point must be located after all backflow prevention devices on the water line.
- The tank holding the fungicide mixture should be free of rust, fertilizer, sediment, and foreign material, and equipped with an in-line strainer situated between the tank and the injector point.

### **Chemigation Precautions:**

- Crop injury, lack of fungicidal effectiveness, or illegal pesticide residues in the crop can result from non-uniform distribution of treated water.
- If you have questions about calibration, contact State Extension Service specialists, equipment manufacturers or other experts.
- Public water system means a system for the provision to the public of piped water for human consumption if such system that has at least 15 service connections or regularly serves an average of at least 25 individuals daily at least 60 days out of the year.
- A person knowledgeable of the chemigation system and responsible for its operation or under the supervision of the responsible person shall operate the system and make necessary adjustments should the need arise and continuously monitor the injection.

### **Chemigation Restrictions:**

- Chemigation systems connected to public water systems must contain a functional, reduced-pressure zone (RPZ), back flow preventer or the functional equivalent in the water supply line upstream from the point of pesticide introduction. As an option to the RPZ, the water from the public water system should be discharged into a reservoir tank prior to pesticide introduction. There shall be a complete physical break (air gap) between the flow outlet end of the fill pipe and the top or overflow rim of the reservoir tank of at least twice the inside diameter of the fill pipe.
- The pesticide injection pipeline must contain a functional, automatic, quick-closing check valve to prevent the flow of fluid back toward the injection.
- The pesticide injection pipeline must contain a functional, normally closed, solenoid-operated valve located on the intake side of the injection pump and connected to the system interlock to prevent fluid from being withdrawn from the supply tank when the irrigation system is either automatically or manually shut down.
- The system must contain functional interlocking controls to automatically shut off the pesticide injection pump when the water pump motor stops, or in cases where there is no water pump, when the water pressure decreases to the point where pesticide distribution is adversely affected.
- Systems must use a metering pump, such as a positive displacement injection pump (e.g., diaphragm pump) effectively designed and constructed of materials that are compatible with pesticides and capable of being fitted with a system interlock.

- Do not connect an irrigation system used for pesticide application (including greenhouse systems) to a public water system unless the pesticide label-prescribed safety devices for public water systems are in place with current certification. Specific local regulations may apply and must be followed.
- Do not apply when wind speed favors drift beyond the area intended for treatment. End guns must be turned off during the application if they irrigate nontarget areas.
- Do not allow irrigation water to collect or run off and pose a hazard to livestock, wells, or adjoining crops.
- Do not enter treated area during the reentry interval specified in the Agricultural Use Requirements section of this label unless required PPE is worn.
- Do not apply through sprinkler systems that deliver a low coefficient of uniformity such as certain water drive units.

## Uses

### Established Turfgrass

Use Eagle 20EW in conjunction with turf management practices that promote good plant health and optimum disease control. The key to selecting a fungicide is the proper diagnosis of the organism causing the disease. Use diagnostic kits, extension experts, or other identification methods when developing disease control strategies.

In non-residential turfgrass (including commercial lawns, ornamental turfgrass, grounds or lawns around business and office complexes, and golf course fairways, roughs, tee boxes, and greens), optimum disease control is achieved when Eagle 20EW is applied in a preventative disease control program at a rate of 1 to 2.4 fl oz per 1000 sq ft. In residential turfgrass, optimum disease control is achieved when Eagle 20EW is applied in a preventative disease control program at a rate of 1.2 fl oz per 1000 sq ft. See the tables below for specific application rates for various diseases.

Apply Eagle 20EW in sufficient water to ensure thorough coverage. For foliar diseases, use approximately 1 gallon of water per 1000 sq ft. Use 2 to 3 gallons of spray solution per 1000 sq ft to control diseases causing root and crown rots. Under conditions favorable for high disease development, reduce the spray interval between applications of Eagle 20EW. Under light

to moderate disease pressure, apply Eagle 20EW at the low use rate and/or longer treatment interval. When disease pressure is high or when used as a curative treatment, use higher rates of Eagle 20EW and/or shorter treatment interval unless otherwise specified.

### Non-Residential Turfgrass<sup>1</sup>

Diseases	Eagle 20EW (fl oz/ 1000 sq ft)	Application Interval/ Timing (Days)	Directions	Restrictions
anthracnose red thread septoria leaf spot	1.2	14 - 21	Apply when conditions are favorable for disease development.	<ul style="list-style-type: none"> <li>• Do not apply more than 13.8 fl oz of Eagle 20EW per 1000 sq ft per year.</li> <li>• For Nassau and Suffolk Counties in New York State, do not apply more than 3.43 fl oz of Eagle 20EW per 1000 sq ft per year (1.95 lb myclobutanil per acre).</li> </ul>
brown patch		14	Begin applications when conditions are favorable for disease development, but before disease symptoms are apparent. If disease is present, mix Eagle 20EW with an EPA registered contact fungicide, such as Fore® T/O fungicide.  Under conditions of high temperature and humidity, use the shorter spray interval.	

## Non-Residential Turfgrass<sup>1</sup> (Cont.)

Diseases	Eagle 20EW (fl oz/ 1000 sq ft)	Application Interval/ Timing (Days)	Directions	Restrictions
copper spot zonate leaf spot	1.2	14	Apply when conditions are favorable for disease development.	<ul style="list-style-type: none"> <li>Do not apply more than 13.8 fl oz of Eagle 20EW per 1000 sq ft per year.</li> <li>For Nassau and Suffolk Counties in New York State, do not apply more than 3.43 fl oz of Eagle 20EW per 1000 sq ft per year (1.95 lb myclobutanil per acre).</li> </ul>
crown rot leaf spot melting-out				
dollar spot	0.5	7	Apply when conditions are favorable for disease development.	
		14	Tank mix with a low label rate of chlorothalonil.	
	1	21 – 28	Tank mix with the label rate of chlorothalonil.	
	1 – 2.4	14 – 28	If using this rate without tank mixing, make no more than 3 consecutive applications for dollar spot control before rotating to a registered fungicide with a different mode of action.	

## Non-Residential Turfgrass<sup>1</sup> (Cont.)

Diseases	Eagle 20EW (fl oz/ 1000 sq ft)	Application Interval/ Timing (Days)	Directions	Restrictions
fusarium blight	1.2 - 2.4	14 - 21	Apply when conditions are favorable for disease development.	<ul style="list-style-type: none"> <li>• Do not apply more than 13.8 fl oz of Eagle 20EW per 1000 sq ft per year.</li> <li>• For Nassau and Suffolk Counties in New York State, do not apply more than 3.43 fl oz of Eagle 20EW per 1000 sq ft per year (1.95 lb myclobutanil per acre).</li> </ul>
fusarium patch (pink snow mold)		fall - winter	Apply prior to snow cover.	
gray leaf spot	1.2 – 2.4	14	Apply when conditions are favorable for disease development. If using the lower rate, tank mix with a registered contact fungicide at its specified rate.	
leaf smuts			1.2	

## Non-Residential Turfgrass<sup>1</sup> (Cont.)

Diseases	Eagle 20EW (fl oz/ 1000 sq ft)	Application Interval/ Timing (Days)	Directions	Restrictions
necrotic ring spot	1.2 - 2.4	spring: 28	Make applications on a preventative basis in early to mid-spring.	<ul style="list-style-type: none"> <li>• Do not apply more than 13.8 fl oz of Eagle 20EW per 1000 sq ft per year.</li> <li>• For Nassau and Suffolk Counties in New York State, do not apply more than 3.43 fl oz of Eagle 20EW per 1000 sq ft per year (1.95 lb myclobutanil per acre).</li> </ul>
		fall: 28	Make 2 applications beginning in August before the turfgrass goes dormant. Apply 2.4 fl oz per 1000 sq ft followed by a second application one month later.	
powdery mildew rusts	1.2	14 - 28	Apply when conditions are favorable for disease development.	
spring dead spot	2.4	fall: 28	Make 1 to 2 applications in the fall before turfgrass dormancy. Make a second application one month later.	

**Non-Residential Turfgrass<sup>1</sup> (Cont.)**

<b>Diseases</b>	<b>Eagle 20EW (fl oz/ 1000 sq ft)</b>	<b>Application Interval/ Timing (Days)</b>	<b>Directions</b>	<b>Restrictions</b>
summer patch	1.2 - 2.4	14 - 28	Begin applications in the spring when conditions are favorable for disease development. Make 2 to 4 applications depending upon recommendations from local turfgrass extension experts. Use at least 2 to 3 gallons of water per 1000 sq ft to increase spray penetration to crown and roots.	<ul style="list-style-type: none"><li>• Do not apply more than 13.8 fl oz of Eagle 20EW per 1000 sq ft per year.</li><li>• For Nassau and Suffolk Counties in New York State, do not apply more than 3.43 fl oz of Eagle 20EW per 1000 sq ft per year (1.95 lb myclobutanil per acre).</li></ul>



## Non-Residential Turfgrass<sup>1</sup> (Cont.)

Diseases	Eagle 20EW (fl oz/ 1000 sq ft)	Application Interval/ Timing (Days)	Directions	Restrictions
take-all patch	2.4	spring/ fall: 28	To reduce the severity, make 1 to 2 fall applications in September and October or when night temperatures drop to 55°F, and 1 to 2 spring applications in April and May depending upon local recommendations.	<ul style="list-style-type: none"> <li>• Do not apply more than 13.8 fl oz of Eagle 20EW per 1000 sq ft per year.</li> <li>• For Nassau and Suffolk Counties in New York State, do not apply more than 3.43 fl oz of Eagle 20EW per 1000 sq ft per year (1.95 lb myclobutanil per acre).</li> </ul>
zoysia large patch		fall: 28	Make applications in fall before turfgrass dormancy.	

<sup>1</sup>Including commercial lawns, ornamental turfgrass, grounds or lawns around business and office complexes, and golf course fairways, roughs, tee boxes, and greens.

## Residential Turfgrass

Disease	Eagle 20EW (fl oz/ 1000 sq ft)	Application Interval/ Timing (Days)	Directions	Restrictions
anthracnose red thread septoria leaf spot	1.2	14 - 21	Apply when conditions are favorable for disease development.	<ul style="list-style-type: none"> <li>• Do not apply more than 13.8 fl oz of Eagle 20EW per 1000 sq ft per year.</li> <li>• For Nassau and Suffolk Counties in New York State, do not apply more than 3.43 fl oz of Eagle 20EW per 1000 sq ft per year (1.95 lb myclobutanil per acre).</li> </ul>
brown patch		14	<p>Begin applications when conditions are favorable for disease development and before disease symptoms are apparent. If disease is present, mix Eagle 20EW with an EPA registered contact fungicide, such as Fore® T/O fungicide.</p> <p>Under conditions of high temperature and humidity, use the shorter spray interval.</p>	
copper spot zonate leaf spot		Apply when conditions are favorable for disease development.		

## Residential Turfgrass (Cont.)

Disease	Eagle 20EW (fl oz/ 1000 sq ft)	Application Interval/ Timing (Days)	Directions	Restrictions
crown rot leaf spot melting-out	1.2	14	Apply when conditions are favorable for disease development.	<ul style="list-style-type: none"> <li>• Do not apply more than 13.8 fl oz of Eagle 20EW per 1000 sq ft per year.</li> <li>• For Nassau and Suffolk Counties in New York State, do not apply more than 3.43 fl oz of Eagle 20EW per 1000 sq ft per year (1.95 lb myclobutanil per acre).</li> </ul>
dollar spot			Apply when conditions are favorable for disease development. Make no more than 3 consecutive applications for dollar spot control before rotating to a registered fungicide with a different mode of action.	
fusarium blight			Apply when conditions are favorable for disease development.	
fusarium patch (pink snow mold)		fall - winter	Apply prior to snow cover.	

## Residential Turfgrass (Cont.)

Disease	Eagle 20EW (fl oz/ 1000 sq ft)	Application Interval/ Timing (Days)	Directions	Restrictions
gray leaf spot	1.2	14	Apply when conditions are favorable for disease development.	<ul style="list-style-type: none"> <li>• Do not apply more than 13.8 fl oz of Eagle 20EW per 1000 sq ft per year.</li> <li>• For Nassau and Suffolk Counties in New York State, do not apply more than 3.43 fl oz of Eagle 20EW per 1000 sq ft per year (1.95 lb myclobutanil per acre).</li> </ul>
leaf smuts		14	Apply in the fall after turfgrass enters dormancy and/or in the spring prior to the initiation of growth.	
necrotic ring spot		spring: 28	Make applications on a preventative basis in early to mid-spring.	
		fall: 28	Make 2 applications beginning in August before the turfgrass goes dormant.	
powdery mildew rusts		14 - 28	Apply when conditions are favorable for disease development.	

## Residential Turfgrass (Cont.)

Disease	Eagle 20EW (fl oz/ 1000 sq ft)	Application Interval/ Timing (Days)	Directions	Restrictions
summer patch	1.2	14	Begin applications in the spring when conditions are favorable for disease development. Make 2 to 4 applications depending upon recommendations from local turfgrass extension experts. Use at least 2 to 3 gallons of water per 1000 sq ft to increase spray penetration to crown and roots.	<ul style="list-style-type: none"><li>• Do not apply more than 13.8 fl oz of Eagle 20EW per 1000 sq ft per year.</li><li>• For Nassau and Suffolk Counties in New York State, do not apply more than 3.43 fl oz of Eagle 20EW per 1000 sq ft per year (1.95 lb myclobutanil per acre).</li></ul>

## Landscape, Greenhouse and Nursery Ornamentals

Eagle 20EW is a locally systemic fungicide having protectant and curative properties that will translocate to new growth. For best control of labeled diseases, achieve thorough coverage of all plant parts on a protective application schedule. For dilute application sprays ( $\geq 100$  gallons of spray volume per acre) applied to ornamental plants in greenhouses, field grown plantings or in commercial and residential landscapes, apply Eagle 20EW at the rate of 6 to 12 fl oz per 100 gallons of spray volume on a 10- to 14-day application schedule unless otherwise directed. Use the higher rate under conditions of high disease pressure and/or optimum conditions for infection.

For concentrate sprays (<100 gallons of spray volume per acre), apply 8 fl oz per acre on a 10- to 14-day application schedule.

The addition of a non-phytotoxic spray adjuvant will improve spray coverage and fungicidal performance. Maintain treated plants in a vigorous growing condition. Plants under nutritional or water stress will not respond as well to treatment as well-maintained plants. Overdosage of Eagle 20EW can result in observable foliar greening, thickened leaves, and/or shortened internodes. If this condition is observed, reduce the fungicide use rate but do not extend the application schedule.

### **Crop Tolerance**

Plant tolerances are acceptable in the specific plants listed on this label. It is not possible to evaluate all ornamental plant species or varieties for tolerance to Eagle 20EW. The user should test for possible phytotoxic responses by treating a limited number of plants, at specified use rates, prior to initiating large-scale use.

The effects of spraying Eagle 20EW in combination with plant growth regulators are not fully understood at this time. If the use of a plant growth regulator is planned in an area being treated, the user should test for possible enhanced growth regulatory effects by treating a small number of plants, at the specified use rates of all products, prior to initiating large-scale use. Since the effectiveness of such products depends upon not just plant species or cultivar but also weather and seasonable differences (e.g., daylight hours), it is recommended that tests be repeated on previously tested varieties as environmental factors change and that observations for growth regulatory responses be made at regular intervals.

### **Specific Use Directions for Chrysanthemum**

**Foliar Sprays:** Best control is achieved by thorough coverage sprays applied to point of runoff on a protectant application schedule. Use Eagle 20EW at a rate of 8 fl oz per 100 gallons of spray mixture. Do not apply more than 19 fl oz of Eagle 20EW (0.25 lb myclobutanil) per acre per application. Apply on a 10- to 14-day schedule (not to exceed 21 days).

**Prestick Dip Treatment:** Chrysanthemum cuttings may be treated by a dip procedure prior to planting as follows: Prepare a dip suspension at a concentration equivalent to 8 fl oz of Eagle 20EW per 100 gallons of water. Fully submerge cuttings in the dip suspension until wet throughout (do not

submerge cuttings for more than 2 minutes). If cuttings are dipped, this procedure is the first spray under the quarantine program. Dispose of used dip suspension if it becomes contaminated with soil, plant debris or other foreign matter. Dispose of used dip suspension by spraying it onto registered crops (but not onto previously dipped cuttings) after filtering, or in a manner consistent with local, state, and federal guidelines.

**Note:** All infected plant material must be destroyed if your state is under quarantine directive.

**Specific Use Restrictions:**

- Do not apply more than 20 fl oz of Eagle 20EW (0.25 lb myclobutanil) per acre per application. On a total volume per acre basis, do not apply more than 333 gallons of spray per acre at the 6 fl oz per 100 gallons rate or 167 gallons per acre at the 12 fl oz per 100 gallons rate per application.
- Do not apply more than 153 fl oz of Eagle 20EW (2 lb myclobutanil) per acre per year.
- Do not use treated plant materials for food or feed.
- Do not apply to landscape, greenhouse and nursery ornamentals in Nassau and Suffolk Counties in New York State.
- Do not apply to carrotwood (*Cupaniopsis anacardioides*).

Crops	Diseases	Directions	Precautions/ Restrictions
abelia	cercospora		
acalypha (copper-leaf)	leaf spot powdery mildew		
achillea (yarrow)	powdery mildew rust		
African violet	powdery mildew		
ageratum	powdery mildew		
alder	rust		
almond, flowering	blossom blight ( <i>Monilinia</i> spp.)	Apply prebloom, 50% bloom and at petal fall.	

<b>Crops (Cont.)</b>	<b>Diseases</b>	<b>Directions</b>	<b>Precautions/ Restrictions</b>
amelanchier (juneberry, shadbush)	fabraea leaf spot powdery mildew rust		
amorpha (false indigo)	cercospora leaf spot powdery mildew rust		
anemone	rust		
angelica	cercospora leaf spot rust		
ash	rust		
aster	powdery mildew rust		
Australian pine	diplodia tip blight		
azalea	petal blight ( <i>Ovulinia</i> spp.) powdery mildew	Begin applications when flowers start to exhibit color.	
barberry	powdery mildew rust		May cause temporary damage to crimson pigmy and other atropurposis varieties.
begonia	powdery mildew		
bellflower	cercospora leaf spot powdery mildew rust		
birch	rust		



<b>Crops (Cont.)</b>	<b>Diseases</b>	<b>Directions</b>	<b>Precautions/ Restrictions</b>
bittersweet	powdery mildew		
buckeye			
buttonbush	cercospora leaf blight powdery mildew rust		
calendula	cercospora leaf spot		
California poppy	powdery mildew		
canna lily	rust		
carnation	powdery mildew rust		
catalpa	cercospora leaf spot powdery mildew		
cherry, flowering	leaf spot powdery mildew		
chestnut, horse	powdery mildew		
China aster	rust		
chokeberry	rust twig and fruit blight		Fruit may not be used for food or feed.
Christmas trees	rust		
chrysanthemum	ascochyta blight rust white rust		
columbine	rust		
cornflower			
cosmos	powdery mildew		
cottonwood			

<b>Crops (Cont.)</b>	<b>Diseases</b>	<b>Directions</b>	<b>Precautions/ Restrictions</b>
crabapple, flowering	powdery mildew rust scab		
crepe-myrtle	powdery mildew		
daffodil	rust		
dahlia	powdery mildew		
delphinium	powdery mildew rust		
dogwood	anthracnose powdery mildew septoria leafspot		
Douglas fir	needle rust	Apply 12 to 18 fl oz per acre starting early spring. Continue applications at 2- to 3-week intervals until the threat of infection has passed. Spray adjuvants must be added to spray solutions to obtain good spray coverage and disease control.	
dianthus	rust		
elm	powdery mildew		
euonymus			
fern	rhizoctonia aerial blight		

<b>Crops (Cont.)</b>	<b>Diseases</b>	<b>Directions</b>	<b>Precautions/ Restrictions</b>
fleabane	cercospora leaf spot powdery mildew rust		
four o'clock	rust		
fuchsia			
gaillardia	powdery mildew rust		
gardenia			
geranium			
gerbera daisy	powdery mildew		
gourd, ornamental			
grape leaf ivy			
hackberry		cercospora leaf spot powdery mildew	
hawthorn	fabraea leaf spot powdery mildew rust scab		
hibiscus	powdery mildew		
holly	powdery mildew		
hollyhock	powdery mildew rust		
honeysuckle	cercospora leaf spot powdery mildew		
hydrangea	cercospora leaf spot		

<b>Crops (Cont.)</b>	<b>Diseases</b>	<b>Directions</b>	<b>Precautions/ Restrictions</b>
iris	didymellina leaf spot rust	Apply 12 fl oz per 100 gallons of spray solution.	
juniper	rust		
leucothoe	cercospora leaf spot		
leyland cyprus	cercospora leaf spot		
lilac	powdery mildew		
loblolly pine	fusiform rust	Refer to Douglas fir	
locust	powdery mildew		
maple			Do not use treated trees for syrup production. Do not apply to abutilon (flowering maple).
marigold	cercospora leaf spot rust		
mock-orange	powdery mildew rust		
moonflower	rust		
mountain laurel	cercospora leaf spot ovulinia petal blight powdery mildew	Refer to azalea	
nephthytis	cephalosporium leaf spot		

<b>Crops (Cont.)</b>	<b>Diseases</b>	<b>Directions</b>	<b>Precautions/ Restrictions</b>
ninebark	rust		
oak	powdery mildew		
pansy	powdery mildew rust		
pear, flowering	powdery mildew rust scab		
petunia	powdery mildew rust		
phlox	cercospora leaf spot powdery mildew rust		
photinia	entomosporium leaf spot powdery mildew rust		
poinsettia	poinsettia scab powdery mildew		
poplar	rust		
potentilla			
privet	cercospora leaf spot powdery mildew		
pyracantha (firethorn)	fusicladium scab		

<b>Crops (Cont.)</b>	<b>Diseases</b>	<b>Directions</b>	<b>Precautions/ Restrictions</b>
quince, flowering	blossom and twig blight cercospora leaf spot fabraea leaf spot rust		
rhododendron	cercospora leaf spot ovulinia petal blight powdery mildew	Refer to azalea	
rose	black spot powdery mildew rust	Apply on a 7- to 10-day protectant schedule. In areas where black spot is not a problem, spray intervals may be increased to a maximum of 14 days. Greenhouse rose varieties vary in their sensitivity to Eagle 20EW. User should evaluate for possible abnormal response by treating a limited number of plants, at specified rates, prior to initiating large-scale use.	

<b>Crops (Cont.)</b>	<b>Diseases</b>	<b>Directions</b>	<b>Precautions/ Restrictions</b>
Russian olive	cercospora leaf spot rust		
salvia	powdery mildew rust		
sedum	powdery mildew		
slash pine	fusiform rust	Refer to Douglas fir	
smoke-tree (cotinus)	cercospora leaf spot rust		
snapdragon	powdery mildew rust		
spirea	powdery mildew		
sunflower	cercospora leaf spot powdery mildew rust		Seeds from treated plants may not be used for food or feed.
sycamore	powdery mildew		
trumpet creeper	cercospora leaf blight powdery mildew		
viburnum	powdery mildew rust		
walnut	powdery mildew		Do not use nuts from treated trees for food purposes.
willow			
zinnia	cercospora leaf spot powdery mildew		

## Home Orchards, Vineyards, or Fruit Trees

Best control of labeled diseases is achieved when Eagle 20EW is applied on a 7- to 10-day protectant schedule. Eagle 20EW is a systemic fungicide and does not redistribute after application. Adjust application equipment spray nozzles to apply a uniform spray throughout the entire tree canopy.

Dilute (thorough coverage) applications are based upon the amount of spray solution required to thoroughly wet plants to the point of run-off. Refer to use directions for specific tree fruits and vines to determine actual use rate per 100 gallons of spray for control of labeled diseases. The following specific use directions are based on a dilute spray volume of 300 gallons per acre.

### Apple

Diseases	Eagle 20EW (fl oz/ 100 gallons)	Directions	Restrictions
powdery mildew ( <i>Podosphaera</i> spp.)	4 - 6	Begin application at tight cluster and continue through the second cover spray. Additional sprays beyond second cover may be needed on susceptible varieties or under heavy disease pressure. Use high rate if powdery mildew was present in previous years.	<ul style="list-style-type: none"><li>• <b>Preharvest Interval:</b> Do not apply within 14 days of harvest.</li><li>• Do not apply more than 153 fl oz of Eagle 20EW (2 lb myclobutanil) per acre per season.</li></ul>
rusts ( <i>Gymnosporangium</i> spp.)		Begin applications at pink stage and continue through the second cover spray.	



## Apple (Cont.)

Diseases	Eagle 20EW (fl oz/ 100 gallons)	Directions	Restrictions
scab ( <i>Venturia</i> spp.) prebloom	4 - 6	Begin application at green tip or when environmental conditions become favorable for primary scab development. Apply Eagle 20EW alone or tank mixed with a protectant fungicide on a 7- to 10-day schedule.	<ul style="list-style-type: none"> <li>• <b>Preharvest Interval:</b> Do not apply within 14 days of harvest.</li> <li>• Do not apply more than 153 fl oz of Eagle 20EW (2 lb myclobutanil) per acre per season.</li> </ul>
bloom, postbloom		Use Eagle 20EW in a tank mixture with the specified rate of a protectant fungicide, registered for use on apples, for improved fruit scab and summer disease control.	
post-infection	6	Eagle 20EW provides 96-hour post-infection control or curative activity. Apply as soon as possible after infection period. Follow with a standard preventative spray schedule.	

## Grape

Thorough spray coverage is essential for good disease control. Apply Eagle 20EW in sufficient spray volume to ensure complete and uniform coverage.

Diseases	Eagle 20EW (fl oz/acre)	Directions	Restrictions
anthracnose ( <i>Elsinoe</i> spp.)	6 - 10	Begin application when new shoots are 1 to 3 inches in length. Reapply on a protectant schedule that does not exceed 14 days.	<ul style="list-style-type: none"> <li>• <b>Preharvest Interval:</b> Do not apply within 14 days of harvest.</li> <li>• Do not apply more than 46 fl oz of Eagle 20EW (0.6 lb myclobutanil) per acre per year.</li> </ul>
black rot ( <i>Guignardia</i> spp.)		<p><b>Preventative Schedule:</b> Begin application when new shoots are 1 to 3 inches in length. Reapply on a protectant schedule that does not exceed 14 days. Use a higher rate under heavy disease pressure.</p> <p><b>Post-infection Schedule:</b> Apply within 72 hours after the beginning of an infection period.</p>	
powdery mildew ( <i>Uncinula</i> spp.)		Begin application at prebloom (12- to 18-inch shoots) and do not extend applications beyond a 21-day interval. Use a higher rate or shorter spray interval on susceptible varieties or under heavy disease pressure.	

## Stone Fruits

Crops	Diseases	Eagle 20EW (fl oz/ 100 gallons)	Directions	Restrictions
apricot	brown rot blossom blight ( <i>Monilinia</i> spp.)	2 - 3	Begin application at early red bud stage before infection occurs. If conditions are favorable for disease development, reapply at full bloom and petal fall.	<ul style="list-style-type: none"> <li>Do not apply more than 84 fl oz of Eagle 20EW (1.1 lb myclobutanil) per acre per season.</li> <li>Applications may be made up to the day of harvest.</li> </ul>
	brown rot ( <i>Monilinia</i> spp.)		Apply 12 fl oz (0.16 lb myclobutanil) per acre on a 7- to 14-day protectant schedule. Apply when environmental conditions favor disease development during the month prior to harvest.	

## Stone Fruits (Cont.)

Crops	Diseases	Eagle 20EW (fl oz/ 100 gallons)	Directions	Restrictions	
apricot (Cont.)	powdery mildew ( <i>Podospaera</i> spp.)	2 - 3	Follow brown rot blossom blight schedule. Reapply at 10- to 14-day intervals until terminal growth ceases.	<ul style="list-style-type: none"> <li>Do not apply more than 84 fl oz of Eagle 20EW (1.1 lb myclobutanil) per acre per season.</li> <li>Applications may be made up to the day of harvest.</li> </ul>	
	shothole ( <i>Stigmia</i> spp.)		Follow brown rot blossom blight schedule. Reapply at 7- to 10-day intervals as long as needed.		
cherries	brown rot blossom blight ( <i>Monilinia</i> spp.)		Begin application at early popcorn stage, before infection occurs. If conditions are favorable for disease development, reapply at full bloom and petal fall.		<ul style="list-style-type: none"> <li>Do not apply more than 100 fl oz of Eagle 20EW (1.3 lb myclobutanil) per acre per season.</li> <li>Applications may be made up to the day of harvest.</li> </ul>
	brown rot ( <i>Monilinia</i> spp.)		Refer to apricot		

## Stone Fruits (Cont.)

Crops	Diseases	Eagle 20EW (fl oz/ 100 gallons)	Directions	Restrictions
cherries (Cont.)	powdery mildew ( <i>Podosphaera</i> and <i>Sphaerotheca</i> spp.)	2 - 3	Refer to apricot	<ul style="list-style-type: none"> <li>• Do not apply more than 100 fl oz of Eagle 20EW (1.3 lb myclobutanol) per acre per season.</li> <li>• Applications may be made up to the day of harvest.</li> </ul>
	leaf spot ( <i>Blumeriella</i> spp.)		Follow the brown rot blossom blight schedule. Reapply at 7- to 10-day intervals. Make additional applications after harvest.	
nectarine	brown rot blossom blight ( <i>Monilinia</i> spp.)		Begin application at early pink bud stage before infection occurs.  If conditions are favorable for disease development, reapply at full bloom and petal fall.	
	brown rot ( <i>Monilinia</i> spp.)		Refer to apricot	

## Stone Fruits (Cont.)

Crops	Diseases	Eagle 20EW (fl oz/ 100 gallons)	Directions	Restrictions
nectarine (Cont.)	powdery mildew ( <i>Podosphaera</i> and <i>Sphaerotheca</i> spp.)	2 - 3	Refer to apricot	<ul style="list-style-type: none"> <li>Do not apply more than 100 fl oz of Eagle 20EW (1.3 lb myclobutanil) per acre per season.</li> <li>Applications may be made up to the day of harvest.</li> </ul>
	shothole ( <i>Stigmia</i> spp.)		Follow brown rot blossom blight schedule, Reapply at 7- to 10-day intervals as long as needed.	
peach	brown rot blossom blight ( <i>Monilinia</i> spp.)		Begin application at early pink bud stage before infection occurs. If conditions are favorable for disease development, reapply at full bloom and petal fall.	
	brown rot ( <i>Monilinia</i> spp.)		Refer to apricot	
	powdery mildew ( <i>Podosphaera</i> spp.)			

## Stone Fruits (Cont.)

Crops	Diseases	Eagle 20EW (fl oz/ 100 gallons)	Directions	Restrictions
peach (Cont.)	rust ( <i>Tranzschelia</i> spp.)	2 - 3	<p>Apply 12 fl oz (0.16 lb myclobutanil) per acre.</p> <p>Begin application approximately 8 weeks after flowering if environmental conditions are favorable for disease development.</p> <p>For optimum disease control, do not apply on a protectant schedule exceeding 21 days.</p>	<ul style="list-style-type: none"> <li>• Do not apply more than 100 fl oz of Eagle 20EW (1.3 lb myclobutanil) per acre per season.</li> <li>• Applications may be made up to the day of harvest.</li> </ul>

## Stone Fruits (Cont.)

Crops	Diseases	Eagle 20EW (fl oz/ 100 gallons)	Directions	Restrictions
plum prune	brown rot blossom blight ( <i>Monilinia</i> spp.)	2 - 3	Begin application at green tip before infection occurs. If conditions are favorable for disease development, reapply at full bloom and petal fall.	<ul style="list-style-type: none"><li>Do not apply more than 84 fl oz of Eagle 20EW (1.1 lb myclobutanil) per acre per season.</li><li>Applications may be made up to the day of harvest.</li></ul>
	rust ( <i>Tranzschelia</i> spp.)		Refer to peach	

---

### Terms and Conditions of Use

---

If terms of the following Warranty Disclaimer, Inherent Risks of Use, and Limitation of Remedies are not acceptable, return unopened package at once to the seller for a full refund of purchase price paid. Otherwise, use by the buyer or any other user constitutes acceptance of the terms under Warranty Disclaimer, Inherent Risks of Use and Limitations of Remedies.

---

### Warranty Disclaimer

---

Dow AgroSciences warrants that this product conforms to the chemical description on the label and is reasonably fit for the purposes stated on the label when used in strict accordance with the directions, subject to the inherent risks set forth below. Dow AgroSciences MAKES NO OTHER EXPRESS OR IMPLIED WARRANTY OF MERCHANTABILITY OR FITNESS FOR A PARTICULAR PURPOSE OR ANY OTHER EXPRESS OR IMPLIED WARRANTY.



---

## **Inherent Risks of Use**

---

It is impossible to eliminate all risks associated with use of this product. Plant injury, lack of performance, or other unintended consequences may result because of such factors as use of the product contrary to label instructions (including conditions noted on the label, such as unfavorable temperature, soil conditions, etc.), abnormal conditions (such as excessive rainfall, drought, tornadoes, hurricanes), presence of other materials, the manner of application, or other factors, all of which are beyond the control of Dow AgroSciences or the seller. To the extent permitted by law, all such risks shall be assumed by buyer.

---

## **Limitation of Remedies**

---

To the extent permitted by law, the exclusive remedy for losses or damages resulting from this product (including claims based on contract, negligence, strict liability, or other legal theories), shall be limited to, at Dow AgroSciences' election, one of the following:

1. Refund of purchase price paid by buyer or user for product bought, or
2. Replacement of amount of product used

To the extent permitted by law, Dow AgroSciences shall not be liable for losses or damages resulting from handling or use of this product unless Dow AgroSciences is promptly notified of such loss or damage in writing. In no case shall Dow AgroSciences be liable for consequential or incidental damages or losses.

The terms of the Warranty Disclaimer, Inherent Risks of Use, and Limitation of Remedies cannot be varied by any written or verbal statements or agreements. No employee or sales agent of Dow AgroSciences or the seller is authorized to vary or exceed the terms of the Warranty Disclaimer or Limitation of Remedies in any manner.

®Trademark of Dow AgroSciences LLC  
EPA accepted 02/09/11



# Eagle<sup>®</sup> 20EW

## Specialty Fungicide

A systemic, protectant and curative fungicide for disease control in established turfgrass, landscape ornamentals, greenhouse and nursery ornamentals, apples, stone fruits and grapes

<b>Group</b>	<b>3</b>	<b>FUNGICIDE</b>
--------------	----------	------------------

### Active Ingredient

myclobutanil: a-butyl-a-(chlorophenyl)- 1H-1,2,4, triazole-1-propanenitrile .....	19.7%
Other Ingredients .....	80.3%
Total .....	100.0%

Contains petroleum distillates

Contains 1.67 lb of active ingredient per gallon

## Keep Out of Reach of Children

# CAUTION

### Agricultural Use Requirements

Use this product only in accordance with its labeling and with the Worker Protection Standard, 40 CFR Part 170. Refer to the label booklet under "Agricultural Use Requirements" in the Directions for Use section for information about this standard.

**Refer to inside of label booklet for additional precautionary information including Directions for Use.**

**Notice:** Read the entire label. Use only according to label directions. **Before using this product, read Warranty Disclaimer, Inherent Risks of Use, and Limitation of Remedies at end of label booklet. If terms are unacceptable, return at once unopened.**

In case of emergency endangering health or the environment involving this product, call 1-800-992-5994.

Agricultural Chemical: Do not ship or store with food, feeds, drugs or clothing.

### Shake Well Before Using

EPA Reg. No. 62719-463

900-016488 / 00319486

®Trademark of Dow AgroSciences LLC

**Produced for**

**Dow AgroSciences LLC**

9330 Zionsville Road

Indianapolis, IN 46268

**Net Contents 1 pt**



(01) 0 06 62974 35977 7

PEEL FILM HERE

Contents in Plastic  
Do Not Cut To Open

SHAKE WELL

We support  
plastic container  
recycling

Member of the  
Ag Container  
Recycling Council



BEFORE USE



# Eagle<sup>®</sup> 20EW

Specialty Fungicide

A systemic, protectant and curative fungicide for disease control in established turfgrass, landscape ornamentals, greenhouse and nursery ornamentals, apples, stone fruits and grapes

Group	3	FUNGICIDE
-------	---	-----------

Active Ingredient	
myclobutanil: a-butyl-a-(chlorophenyl)-1H-1,2,4-triazole-1-propanenitrile.....	19.7%
Other Ingredients.....	80.3%
Total.....	100.0%

Contains petroleum distillates  
Contains 1.67 lb of active ingredient per gallon

Keep Out of Reach of Children  
**CAUTION**

**Agricultural Use Requirements**  
Use this product only in accordance with its labeling and with the Worker Protection Standard, 40 CFR Part 170. Refer to the label booklet under "Agricultural Use Requirements" in the Directions for Use section for information about this standard.

Refer to inside of label booklet for additional precautionary information including Directions for Use.

Notice: Read the entire label. Use only according to label directions. Before using this product, read Warranty Disclaimer, Inherent Risks of Use, and Limitation of Remedies at end of label booklet. If terms are unacceptable, return at once unopened.

In case of emergency endangering health or the environment involving this product, call 1-800-992-5994.

Agricultural Chemical: Do not ship or store with food, feeds, drugs or clothing.

Shake Well Before Using


EPA Reg. No. 62719-463 EPA Est. 5905-GA-01

®Trademark of Dow AgroSciences LLC

Produced for  
Dow AgroSciences LLC  
9330 Zionsville Road  
Indianapolis, IN 46268

8 x 1 pt

00173917



# Eagle<sup>®</sup> 20EW

Specialty Fungicide

8 x 1 pt




# Eagle<sup>®</sup> 20EW

Specialty Fungicide

8 x 1 pt

00173917



# Eagle<sup>®</sup> 20EW

Specialty Fungicide

8 x 1 pt

900-016489 / 00188289  
BOX MFG. DATE: