



PEEL FILM HERE

4 Flowable Mancozeb

BROAD SPECTRUM FUNGICIDE

Group	M3	FUNGICIDE
Active Ingredients mancozeb†: A coordination product of zinc ion and manganese ethylene bisdithiocarbamate..... 37.0% In which the ingredients are: Manganese ⁺⁺7.4% Zinc ⁺⁺0.9% Ethylene bisdithiocarbamate ion (C ₄ H ₆ N ₂ S ₄)28.7% Other Ingredients..... 63.0% Total..... 100.0%		SHAKE WELL BEFORE USE: Grasp container by handle and mix contents with a twisting motion followed by inverting. Repeat this action 5 to 10 times to ensure product is completely resuspended.
† Equivalent to 4 lb active ingredient per gallon		

Keep Out of Reach of Children

Agricultural Use Requirements
 Use this product only in accordance with its labeling and with the Worker Protection Standard, 40 CFR Part 170. Refer to the label booklet under "Agricultural Use Requirements" in the Directions for Use section for information about this standard.

For additional Precautionary Statements, First Aid, Storage and Disposal and other use information see inside this label.

Notice: Read the entire label. Use only according to label directions. **Before using this product, read Warranty Disclaimer, Inherent Risks of Use, and Limitation of Remedies at end of label booklet. If terms are unacceptable, return at once unopened.**

In case of emergency endangering health or the environment involving this product, call 1-800-992-5994.

Agricultural Chemical: Do not ship or store with food, feeds, drugs or clothing.



(01) 0 07 58073 88271 8

#00260217
NET CONTENTS: 2.5 GAL (9.46 L)

TM

EPA Reg. No. 62719-396-10404 **MADE IN COLOMBIA** EPA Est. 62719-COL-001 99025818

Distributed by LESCO, Inc. • 1385 East 36th Street • Cleveland, OH 44114-4114
 LESCO is a registered trademark and the sweeping design is a trademark of LESCO Technologies, LLC.
 †Trademark of The Dow Chemical Company ("Dow") or an affiliated company of Dow

LESCO®



4 Flowable Mancozeb BROAD SPECTRUM FUNGICIDE

Group	M3	FUNGICIDE
Active Ingredients		SHAKE WELL BEFORE USE: Grasp container by handle and mix contents with a twisting motion followed by inverting. Repeat this action 5 to 10 times to ensure product is completely resuspended.
mancozeb †: A coordination product of zinc ion and manganese ethylene bisdithiocarbamate.....	37.0%	
In which the ingredients are:		
Manganese ⁺⁺	7.4%	
Zinc ⁺⁺	0.9%	
Ethylene bisdithiocarbamate ion (C ₄ H ₄ N ₂ S ₂)	28.7%	
Other Ingredients.....	63.0%	
Total.....	100.0%	
† Equivalent to 4 lb active ingredient per gallon		

Keep Out of Reach of Children

Agricultural Use Requirements

Use this product only in accordance with its labeling and with the Worker Protection Standard, 40 CFR Part 170. Refer to the label booklet under "Agricultural Use Requirements" in the Directions for Use section for information about this standard.

For additional Precautionary Statements, First Aid, Storage and Disposal and other use information see inside this label.

Notice: Read the entire label. Use only according to label directions. **Before using this product, read Warranty Disclaimer, Inherent Risks of Use, and Limitation of Remedies at end of label booklet. If terms are unacceptable, return at once unopened.**

In case of emergency endangering health or the environment involving this product, call 1-800-992-5994.

Agricultural Chemical: Do not ship or store with food, feeds, drugs or clothing.

#00260217
NET CONTENTS:
2.5 GAL (9.46 L)

TM

EPA Reg. No. 62719-396-10404

MADE IN COLOMBIA

EPA Est. 62719-COL-001
99025818

Distributed by LESCO, Inc. • 1385 East 36th Street • Cleveland, OH 44114-4114

LESCO is a registered trademark and the sweeping design is a trademark of LESCO Technologies, LLC.
®Trademark of The Dow Chemical Company ("Dow") or an affiliated company of Dow



Personal Protective Equipment (PPE)

For guidance on materials that are chemical resistant to this product, follow the instructions for category **A** on an EPA chemical-resistance category selection chart.

Mixers, loaders, applicators and other handlers must wear:

- long-sleeved shirt
- long pants
- chemical-resistant gloves made of any waterproof material (except pilots, groundboom applicators, airblast applicators and seed-treatment handlers who are bagging treated seed or sewing bags containing treated seed)
- shoes and socks

For Lettuce (leaf and head) and Peppers

Aerial application of LESCO 4 Flowable Mancozeb BROAD SPECTRUM FUNGICIDE on lettuce (leaf and head) and peppers requires that occupational handlers performing mixing/loading operations observe the additional mitigation measures of wearing a particulate respirator with an N, R or P filter, NIOSH approval prefix TC 84-A.

For Potato Seedpiece Treatment

When opening this bag or loading/pouring the treated seed/seed pieces, wear long-sleeved shirt, long pants, shoes, socks, chemical-resistant gloves, and a particular respirator with an N,R, or P filter, NIOSH approval prefix TC 84-A.

For Turf on Sod Farms

Mixers/loaders supporting chemigation applications to turf on sod farms must wear a particulate respirator with an N, R, or P filter, NIOSH-approved prefix TC84-A.

See engineering controls for additional requirements

User Safety Requirements

Follow manufacturer's instructions for cleaning/maintaining PPE. If no such instructions for washables exist, use detergent and hot water. Keep and wash PPE separately from other laundry. Discard clothing and other absorbent materials that have been drenched or heavily contaminated with this product's concentrate. Do not reuse them.

Engineering Controls

Enclosed Cockpits: Pilots must use an enclosed cockpit that meets the requirements listed in the Worker Protection Standard (WPS) for agricultural pesticides [40 CFR 170.240(d) (6)].

Mechanical Flagger Engineering Controls: Human flagging is prohibited. Flagger to support aerial application is limited to use of the Global Positioning System (GPS) or mechanical flaggers.

User Safety Recommendations

Users should:

- Wash hands before eating, drinking, chewing gum, using tobacco or using the toilet.
- Remove clothing/PPE immediately if pesticide gets inside, then wash thoroughly and put on clean clothing.
- Remove PPE immediately after handling this product. Wash the outside of gloves before removing. As soon as possible, wash thoroughly and change into clean clothing.

Environmental Hazards

This pesticide is toxic to aquatic organisms. Drift and runoff from treated areas may be hazardous to aquatic organisms in

neighboring areas. Do not apply directly to water, or to areas where surface water is present, or to intertidal areas below the mean high water mark. Do not contaminate water when cleaning equipment or disposing of equipment washwaters or rinsate.

Directions for Use

It is a violation of Federal law to use this product in a manner inconsistent with its labeling.

Read all Directions for Use carefully before applying.

Do not apply this product in a way that will contact workers or other persons, either directly or through drift. Only protected handlers may be in the area during application. For any requirements specific to your state or tribe, consult the agency responsible for pesticide regulation.

Agricultural Use Requirements

Use this product only in accordance with its labeling and with the Worker Protection Standard, 40 CFR Part 170. This Standard contains requirements for the protection of agricultural workers on farms, forests, nurseries, and greenhouses, and handlers of agricultural pesticides. It contains requirements for training, decontamination, notification, and emergency assistance. It also contains specific instructions and exceptions pertaining to the statements on this label about personal protective equipment (PPE) and restricted-entry interval. The requirements in this box only apply to uses of this product that are covered by the Worker Protection Standard.

Do not enter or allow worker entry into treated areas during the restricted entry interval (REI) of 24 hours.

PPE required for early entry to treated areas that is permitted under the Worker Protection Standard and that involves contact with anything that has been treated, such as plants, soil or water, is:

- Coveralls
- Chemical-resistant gloves made of any waterproof material
- Shoes plus socks

Non-Agricultural Use Requirements

The requirements in this box apply to uses of this product that are not within the scope of the Worker Protection Standard for agricultural pesticides (40 CFR Part 170). The WPS applies when this product is used to produce agricultural plants on farms, forests, nurseries or greenhouses.

Seed treatments and professional applications to golf courses, industrial (office park), and municipal lawns are not within the scope of the Worker Protection Standard.

- Keep unprotected persons out of treated area until sprays have dried.

Storage and Disposal

Do not contaminate water, food or feed by storage or disposal.

Pesticide Storage: Keep from freezing. Store in a cool, well-ventilated area, but not below 32°F. Do not allow to become overheated in storage. This may bring on chemical changes that will impair the fungicidal effectiveness of this product. Keep container closed when not in use.

Storage and Disposal (Cont.)

Pesticide Disposal: Wastes resulting from the use of this product may be disposed of on-site or at an approved waste disposal facility.

Container Handling: Nonrefillable container. Do not reuse or refill this container. Offer for recycling if available or puncture and dispose of in a sanitary landfill, or by incineration, or by other procedures allowed by state and local authorities.

Triple rinse or pressure rinse container (or equivalent) promptly after emptying. **Triple rinse** as follows: Empty the remaining contents into application equipment or a mix tank and drain for 10 seconds after the flow begins to drip. Fill the container 1/4 full with water and recap. Shake for 10 seconds. Pour rinsate into application equipment or a mix tank or store rinsate for later use or disposal. Drain for 10 seconds after the flow begins to drip. Repeat this procedure two more times.

Pressure rinse as follows: Empty the remaining contents into application equipment or a mix tank and continue to drain for 10 seconds after the flow begins to drip. Hold container upside down over application equipment or mix tank or collect rinsate for later use or disposal. Insert pressure rinsing nozzle in the side of the container, and rinse at about 40 psi for at least 30 seconds. Drain for 10 seconds after the flow begins to drip.

deposit, increased foliar redistribution, and improved fungicide retention during periods of wet weather.

SHAKE WELL BEFORE USE: Grasp container by handle and mix contents with a twisting motion followed by inverting. Repeat this action 5 to 10 times to ensure product is completely resuspended.

Use Rate Determination

Carefully read, understand, and follow label use rates and restrictions. Under low disease conditions, minimum label rates per application can be used while maximum label rates and the minimum interval may be used for severe or threatening disease conditions.

Agricultural Applications

For proper application, determine the number of acres to be treated, the required label use rate and the volume to be applied per acre. Prepare only the amount of spray solution required to treat the measured acreage. Careful calibration of spray equipment is recommended prior to use.

Turf Applications

For proper application to turf, determine the square footage to be treated, divide the footage by 1000, and multiply by the required fungicide use rate per 1000 sq ft, and then determine the amount of water required to provide adequate coverage. Careful calibration of spray equipment is recommended prior to use. Prepare only the amount of spray solution to treat the desired area.

If only a portion of the container's contents are to be used, thoroughly shake the container prior to measuring. When small quantities of spray solution are being prepared for use in hand or power sprayers, use the following conversion table (rates are based on dilute through coverage sprays):

Product Use Information

LESCO 4 Flowable Mancozeb BROAD SPECTRUM FUNGICIDE is a broad-spectrum protectant fungicide labeled for outdoor crops, for turf. Optimum disease control is achieved when the fungicide is applied in a regularly scheduled preventative spray program. The addition of an agricultural surfactant will improve fungicide performance by providing a more uniform spray

Required Use Rate per Acre or per 100 Gallons ¹	Fluid Ounces of LESCO 4 Flowable Mancozeb BROAD SPECTRUM FUNGICIDE Required for:			
	10 gallons	5 gallons	2 gallons	1 gallon
0.8 qt	2.6	1.3	0.5	0.3
1.0 qt	3.2	1.6	0.7	0.3
1.2 qt	3.8	1.9	0.9	0.3
1.6 qt	5.1	2.6	1.0	0.5
2.0 qt	6.4	3.2	1.3	0.6
2.4 qt	7.7	3.8	1.5	0.8
3.2 qt	10.2	5.1	2.0	1.0
4.8 qt	15.4	7.7	3.1	1.6

¹ 1 cup = 8 fl oz or 237 milliliters

1 fluid ounce = 2 tablespoons or 30 milliliters

1 tablespoon = 3 teaspoons or 15 milliliters

¹Dilute through coverage sprays.

Mixing

Mixing Procedures for Agricultural Applications

Slowly place into spray tank as it is being filled or thoroughly premix in a nurse tank for concentrate or aircraft sprayers. Add other co-applied fungicides, insecticides, growth regulators,

micronutrients, and spray adjuvants after LESCO 4 Flowable Mancozeb BROAD SPECTRUM FUNGICIDE has been placed into suspension. When preparing spray solutions for use in a hand sprayer, premix as a slurry in a small container, and then add to sprayer containing 1/3 to 1/2 the desired final water volume.

Mixing Procedures for Turf Applications

Be sure the sprayer is clean and not contaminated with other materials prior to use. When using an agitated spray tank fill tank 1/2 to 3/4 full with clean water and start agitation. Be certain that the agitation system is working properly and creates a rolling rippling on the liquid surface. With the agitator running add the required amount of LESCO 4 Flowable Mancozeb BROAD SPECTRUM FUNGICIDE to the tank. Continue filling tank with the remainder of the water. When using a hand sprayer, premix LESCO 4 Flowable Mancozeb BROAD SPECTRUM FUNGICIDE as a slurry in a small container before adding to the spray tank. Slowly pour the appropriate amount of LESCO 4 Flowable Mancozeb BROAD SPECTRUM FUNGICIDE into a small container containing an equal volume of water while mixing. Mix until the LESCO 4 Flowable Mancozeb BROAD SPECTRUM FUNGICIDE is thoroughly wetted. Add additional water if necessary to make solution flowable. Add the contents of the slurry tank to a 1/2 filled sprayer, continue filling tank with remainder of water and mix well. Always add LESCO 4 Flowable Mancozeb BROAD SPECTRUM FUNGICIDE into solution prior to adding any additional materials to the tank.

Compatibility

LESCO 4 Flowable Mancozeb BROAD SPECTRUM FUNGICIDE is compatible with most commonly used agricultural fungicides, insecticides and growth regulators. When preparing tank mixes, user should consult spray compatibility charts or State Cooperative Extension Service Specialists prior to actual use.

Spray Adjuvants

The addition of an agriculturally registered surfactant to sprays of LESCO 4 Flowable Mancozeb BROAD SPECTRUM FUNGICIDE will improve initial spray deposits, fungicide redistribution and weatherability.

Add LESCO 4 Flowable Mancozeb BROAD SPECTRUM FUNGICIDE to the spray mixture prior to adding an adjuvant. Follow applicable use directions, precautions and limitations on the label of the adjuvant product.

Spray Drift Management

A variety of factors including weather conditions (e.g., wind direction, wind speed, temperature, relative humidity) and method of application (e.g., ground, aerial, airblast, chemigation) can influence pesticide drift. The applicator must evaluate all factors and make appropriate adjustments when applying this product.

Wind Speed

Do not apply at wind speeds greater than 15 mph.

Temperature Inversions

If applying at wind speeds less than 3 mph, the applicator must determine if a) conditions of temperature inversion exist, or b) stable atmospheric conditions exist at or below nozzle height. Do not make applications into areas of temperature inversions or stable atmospheric conditions.

Other State and Local Requirements

Applicators must follow all state and local pesticide drift requirements regarding application of mancozeb. Where states have more stringent regulations, they must be observed.

Equipment

All aerial and ground application equipment must be properly maintained and calibrated using appropriate carriers or surrogates.

Additional requirements for aerial applications:

1. The boom length must not exceed 75% of the wingspan or 90% of the rotor blade diameter.
2. Release spray at the lowest height consistent with efficacy and flight safety. Do not release spray at a height greater than 10 feet above the crop canopy unless a greater height is required for aircraft safety.
3. When applications are made with a crosswind, the swath must be displaced downwind. The applicator must compensate for this displacement at the up and downwind edge of the application area by adjusting the path of the aircraft upwind.

Additional requirements for ground boom application:

1. Do not apply with a nozzle height greater than 4 feet above the crop canopy.

Application

Thorough coverage foliar sprays generally result in optimum disease control. To achieve complete and uniform coverage use proper spray pressure, gallonage per acre, nozzles (generally hollow cone), disc (generally D-5 to D-7), nozzle spacing, and tractor speed. Consult spray nozzle and accessory catalogues for specific information on proper equipment calibration.

Hand Sprayers: Thoroughly spray plant foliage to point of runoff.

Aerial

A uniform initial spray deposit over the crop canopy generally results in optimum disease control. Each aircraft should be prechecked for droplet size, uniformity of spray pattern, swath width, and spray volume. During aerial application, human flaggers are prohibited. Do not apply by air to sod farms or golf courses

Nozzle Selection: Hollow cone brass nozzles with a D-series orifice disc and core (whirlplate) are recommended. Nozzles should point straight down or slightly backward.

Swath Width: For most field and vegetable crops, swaths just beyond the wingspan of 36 to 40 feet for light aircraft and up to 45 feet for heavier aircraft are suggested. Optimum swath for helicopters is usually 5 to 10 feet beyond normal boom length.

Spray Volume: Aerial applications are to be made in a minimum of two (2) gallons of water per acre. On vegetable and field crops, 2 to 3 gallons of spray per acre are generally optimum; orchards and vineyards can be handled with spray volumes of 5 gallons per acre. Some tall or dense foliage crops, requiring greater penetration to the lower leaf surface will require higher spray volumes. **In California, do not use less than 5 gallons of spray volume per acre.**

Altitude: For most crops, the spray boom should be positioned in 5 to 10 feet above the crop canopy.

Flagging: Mark swaths with permanent flags at the end of the field. Measure swaths accurately with a chain or other device except when rows can be accurately counted.

Chemigation Use Directions

Do not apply by chemigation application to golf courses.

Sprinkler Irrigation

LESCO 4 Flowable Mancozeb BROAD SPECTRUM FUNGICIDE must be applied on a regular protectant fungicide schedule, **not an irrigation schedule.** If irrigation cycles are less frequent than specified LESCO 4 Flowable Mancozeb BROAD SPECTRUM FUNGICIDE application intervals, ground or aerial applications

must supplement chemigation applications to achieve adequate disease control.

- Apply LESCO 4 Flowable Mancozeb BROAD SPECTRUM FUNGICIDE only through sprinkler irrigation systems including center-pivot, lateral move, end tow, side (wheel) roll, traveler, solid set, or hand move irrigations systems. Do not apply product through any other type of irrigation system.
- Lack of fungicidal effectiveness or illegal pesticide residues in the crop can result from non-uniform distribution of treated water.
- If you have questions about calibration, you should contact State Extension Service specialist, equipment manufacturers or other experts.
- Do not connect an irrigation system (including greenhouse systems) used for pesticide application to a public water system unless the pesticide label-prescribed safety devices for public water system are in place.
- A person knowledgeable of the chemigation system and responsible for its operation, or under the supervision of the responsible person, shall shut the system down and make necessary adjustments should the need arise.

Before applying LESCO 4 Flowable Mancozeb BROAD SPECTRUM FUNGICIDE through sprinkler irrigation equipment, the chemigation system must meet the following specifications:

- Public water system means a system for the provision to the public of piped water for human consumption if such system has at least 15 service connections or regularly serves an average of at least 25 individuals daily at least 60 days out of the year.
- Chemigation systems connected to public water systems must contain a functional reduced-pressure zone (RPZ), backflow preventer or the functional equivalent in the water supply line upstream from the point of pesticide introduction. As an option to the RPZ, the water from the public water system should be discharged into a reservoir tank prior to pesticide introduction. There shall be a complete physical break (air gap) between the outlet end of the fill pipe and the top or overflow rim of the reservoir tank of at least twice the inside diameter of the fill pipe.
- Systems not connected to a public water supply must contain a functional check valve, vacuum relief valve, and low-pressure drain appropriately located in the irrigation pipeline to prevent water source contamination from back flow.
- The pesticide injection pipeline must contain a functional, automatic, quick-closing check valve to prevent the flow of fluid back toward the injection pump.
- The pesticide injection pipeline must also contain a functional, normally closed solenoid-operated valve located on the intake side of the injection pump and connected to the system interlock to prevent fluid from being withdrawn from the supply tank when the irrigation system is either automatically or manually shut down.
- The system must contain functional interlocking controls to automatically shut off the pesticide injection pump when the water pump motor stops, or in cases where there is no water pump, when the water pressure decreases to the point where pesticide distribution is adversely affected.
- The irrigation line or water pump must include a functional pressure switch that will stop the water pump motor when the water pressure decreases to the point where pesticide distribution is adversely affected.

- Systems must use a metering pump, such as a positive displacement injection pump (e.g. diaphragm pump) effectively designed and constructed of materials that are compatible with pesticides and capable of being fitted with a system interlock.
- Do not apply when wind speed favors drift beyond the area intended for treatment.

Center-Pivot, Lateral Move, End Tow, and Traveler Irrigation Equipment:(use only with electric or oil hydraulic drive systems, which provide a uniform water distribution)

- Determine size of area to be treated.
- Determine the time required to apply no more than 1/4 inch water (6,750 gallons water per acre) over the area to be treated when the system and injection equipment are operated at normal pressures recommended by the equipment manufacturer. Run system at 80 to 95% of manufacturer's rated capacity.
- Using only water, determine the injection pump output when operated at normal line pressure.
- Determine the amount of LESCO 4 Flowable Mancozeb BROAD SPECTRUM FUNGICIDE required for the treatment area.
- Add the required amount of LESCO 4 Flowable Mancozeb BROAD SPECTRUM FUNGICIDE and sufficient water to meet the injection time requirements of the solution tank.
- Maintain constant solution tank agitation during the injection period.
- Stop injection equipment after treatment is completed. Continue to operate the system until LESCO 4 Flowable Mancozeb BROAD SPECTRUM FUNGICIDE solution has cleared the sprinkler head.

Solid-Set, Side (Wheel) Roll, and Hand Move Irrigation Equipment:

- Determine acreage covered by sprinkler.
- Fill injector solution tank with water and adjust flow rate to use contents over a 10 to 30 minute interval.
- Determine the amount of LESCO 4 Flowable Mancozeb BROAD SPECTRUM FUNGICIDE required for the treatment area.
- Add the required amount of LESCO 4 Flowable Mancozeb BROAD SPECTRUM FUNGICIDE into the same quantity of water used to calibrate the injection equipment.
- Maintain constant solution tank agitation during the injection period.
- Operate system at normal pressures recommended by the manufacturer of the injection equipment and used for the time interval established during calibration.
- Inject LESCO 4 Flowable Mancozeb BROAD SPECTRUM FUNGICIDE at the end of the irrigation cycle or as a separate application to maximize foliar fungicide retention.
- Stop injection equipment after treatment is completed. Continue to operate the system until LESCO 4 Flowable Mancozeb BROAD SPECTRUM FUNGICIDE solution has cleared the last sprinkler head.

Disease Monitoring

LESCO 4 Flowable Mancozeb BROAD SPECTRUM FUNGICIDE is a broad-spectrum, protectant fungicide. If LESCO 4 Flowable Mancozeb BROAD SPECTRUM FUNGICIDE is not applied on a routine protectant spray schedule, scout crops on a weekly basis. Observe turf frequently for disease sign or symptoms. Apply fungicide application at the required label use

rate and spray schedule at the first sign of disease, report of disease in the area, or during environmental conditions favorable for disease development.

Restrictions

Users must carefully read, understand, and follow all use restrictions prior to using LESCO 4 Flowable Mancozeb BROAD SPECTRUM FUNGICIDE.

Foliar Applications

Where EBDC Products Used Allow the Same Maximum

Poundage of Active Ingredient Per Acre Per Season: If more than one product containing an EBDC active ingredient (maneb, mancozeb, or metiram) is used on a crop during the same growing season and the EBDC products used allow the same maximum poundage of active ingredient per acre per season, then the total poundage of all such EBDC products used must not exceed any one of the specified individual EBDC product maximum seasonal poundage of active ingredient allowed per acre.

Where EBDC Products Used Allow Different Maximum

Poundage of Active Ingredient Per Acre Per Season: If more than one product containing an EBDC active ingredient is used on a crop during the same growing season and the EBDC products used allow different maximum poundage of active ingredient per acre per season, then the total poundage of all such EBDC products used must not exceed the lowest specified individual EBDC product maximum seasonal poundage of active ingredient allowed per acre.

Turf

For golf courses, sod farms, industrial or municipal turf areas.

Restrictions:

- Do not apply by air to sod farms or golf courses
- Do not apply by chemigation application to golf courses.
- Do not apply to residential turf or athletic fields.

Sod Farm Turf:

- Mixers/loaders supporting chemigation applications to turf on sod farms must wear a particulate respirator with an N, R, or P filter, NIOSH approval prefix TC 84-A.
- Harvesting of treated turf is prohibited until 5 days following application.

- Limit to a maximum of 4 applications per year and a maximum rate of 4.35 gallons of product per acre (17.4 lb ai/A) per application.
- The minimum retreatment interval is 10 days

Golf Courses:

- For cool season grasses; greens, tees and aprons - limit to a maximum of 5 applications per year at a maximum application rate of 4.35 gallons of product per acre (17.4 lb ai/A) per application
- For cool season grasses; fairways - limit to a maximum of 4 applications per year at a maximum application rate of 4.35 gallons of product per acre (17.4 lb ai/A) per application
- For warm season grasses; greens, tees and aprons - limit to a maximum of 4 applications per year at a maximum application rate of 4.35 gallons of product per acre (17.4 lb ai/A) per application
- For warm season grasses; fairways - limit to a maximum of 3 applications per year at a maximum application rate of 4.35 gallons of product per acre (17.4 lb ai/A) per application
- The minimum retreatment interval is 10 days

All Other Turf:

- Limit to a maximum of 4 applications per year and a maximum application rate of 4.35 gallons of product per acre (17.4 lb ai/A) per application
- The minimum retreatment interval is 10 days

Start application when grass greens-up in spring or when disease first appears and repeat at 7- to 14-day intervals or until disease threat is past. When conditions are especially favorable for disease development, apply maximum fungicide use rate on a spray schedule with at least 10 days between treatments. Apply in sufficient water to provide adequate coverage.

Turf Tolerance: Treated turfgrass should be maintained in a vigorous growing condition. Turfgrass under stress will not respond to fungicide treatments as well as well-maintained turfgrass. Turfgrass tolerance to this product has been found to be acceptable, however, this product and tank mixtures with other products have not been tested on all varieties of every turfgrass species or under all possible growing conditions. If user is unfamiliar with the performance of LESCO 4 Flowable Mancozeb BROAD SPECTRUM FUNGICIDE or tank mixtures, under user growing conditions, a limited area of turfgrass should be treated prior to initiating large-scale applications.

Crop	Diseases Controlled	LESCO 4 Flowable Mancozeb BROAD SPECTRUM FUNGICIDE Rate per Application (fl oz/1000 sq ft)	Disease Specific Instructions (Also Refer to Directions for Use Restrictions)	Restrictions
assorted grasses	helminthosporium melting-out rust (leaf, stem, stripe)	6.4		Do not graze treated areas. Do not use on grasses intended for grazing, such as range or pasture grasses. Do not feed clippings to livestock. Do not use on grasses grown for seed.
	copper spot fusarium blight red thread slime mold	6.4 to 12.8		
	algae	9.6		
	dollar spot	9.6 to 12.8		
	rhizoctonia brown patch	6.4	Apply on a spray schedule with at least 10 days between treatments.	
	pythium blight	12.8		
	fusarium snow mold	9.6 to 12.8	Apply at 2 to 6 week intervals during winter.	
gray leaf spot	12.8	Apply on a 14-day spray schedule when conditions are favorable for disease development.		

ATTENTION: This product contains mancozeb and ETU, chemicals known to the State of California to cause cancer. ETU is also known to the State of California to cause birth defects or other reproductive harm.

Terms and Conditions of Use

If terms of the following Warranty Disclaimer, Inherent Risks of Use and Limitation of Remedies are not acceptable, return unopened package at once to the seller for a full refund of purchase price paid. To the extent permitted by law, otherwise, use by the buyer or any other user constitutes acceptance of the terms under Warranty Disclaimer, Inherent Risks of Use and Limitation of Remedies.

Warranty Disclaimer

Lesco Technologies, LLC warrants that this product conforms to the chemical description on the label and is reasonably fit for the purposes stated on the label when used in strict accordance with the directions, subject to the inherent risks set forth below. TO THE EXTENT PERMITTED BY LAW, Lesco Technologies, LLC MAKES NO OTHER EXPRESS OR IMPLIED WARRANTY OF MERCHANTABILITY OR FITNESS FOR A PARTICULAR PURPOSE OR ANY OTHER EXPRESS OR IMPLIED WARRANTY.

Inherent Risks of Use

It is impossible to eliminate all risks associated with use of this product. Crop injury, lack of performance, or other unintended consequences may result because of such factors as use of the product contrary to label instructions (including conditions noted on the label, such as unfavorable temperatures, soil conditions, etc.), abnormal conditions (such as excessive rainfall, drought, tornadoes, hurricanes), presence of other materials, the manner of application, or other factors, all of which are beyond the control of Lesco Technologies, LLC. To the extent permitted by law, all such risks shall be assumed by buyer.

Limitation of Remedies

To the extent permitted by law, the exclusive remedy for losses or damages resulting from this product (including claims based on contract, negligence, strict liability, or other legal theories), shall be limited to, at Lesco Technologies, LLC's election, one of the following:

1. Refund of purchase price paid by buyer or user for product bought, or
2. Replacement of amount of product used.

To the extent permitted by law, Lesco Technologies, LLC shall not be liable for losses or damages resulting from handling or use of this product unless Lesco Technologies, LLC is promptly notified of such loss or damage in writing. To the extent permitted by law, in no case shall Lesco Technologies, LLC be liable for consequential or incidental damages or losses.

The terms of the Warranty Disclaimer, Inherent Risks of Use and Limitation of Remedies cannot be varied by any written or verbal statements or agreements. No employee or sales agent of Lesco Technologies, LLC is authorized to vary or exceed the terms of the Warranty Disclaimer or Limitation of Remedies in any manner.

®Trademark of The Dow Chemical Company ("Dow") or an affiliated company of Dow

EPA accepted 07/16/14

Spec Number: 900-022905

Component MID: 99025818

Product Name: Lesco 4 Flowable Mancozeb

Spec Type: Booklet laminated front

Component Size: 2.5 gal

Country: Private Label

Supersedes: 900-019323 / 00261424

Reason for Revision: Regulatory Update

Printer: CCL Label

EPA/PMRA Accepted Date: 07/16/14

Notification Date: _____

Non-Notification Date: _____





Approvals

Template Master: 900-000364 (CCL8550)

Size: 6-1/4" H x 6-7/8" W

Image Area: 6" H x 4-7/8" W

Colors:

-  Process: Black
-  PMS: Orange 021 C
-  Varnish
-  Laminate

Base Label

DGT: Madhu Date: 04/16/15



- 1st Proof
- 4th Proof
- 2nd Proof
- 5th Proof
- 3rd Proof
- 6th Proof

RR DONNELLEY

Size: 6-1/4" H x 5-1/2" W

Page Count: 8

Colors:

-  Process: Black
-  PMS: Orange 021 C

Booklet

Core Size: _____

Roll Size: _____

Copy (Fasson) Position: _____

Print